



Equipment Rentals

www.hlshealthcare.com.au/rentals

Welcome to our Medical Equipment Rental Service!

We understand that providing the highest quality care is your top priority. That's why we're proud to offer a range of Assistive Technology rental solutions designed to help you meet the needs of your patients, residents and your facility.

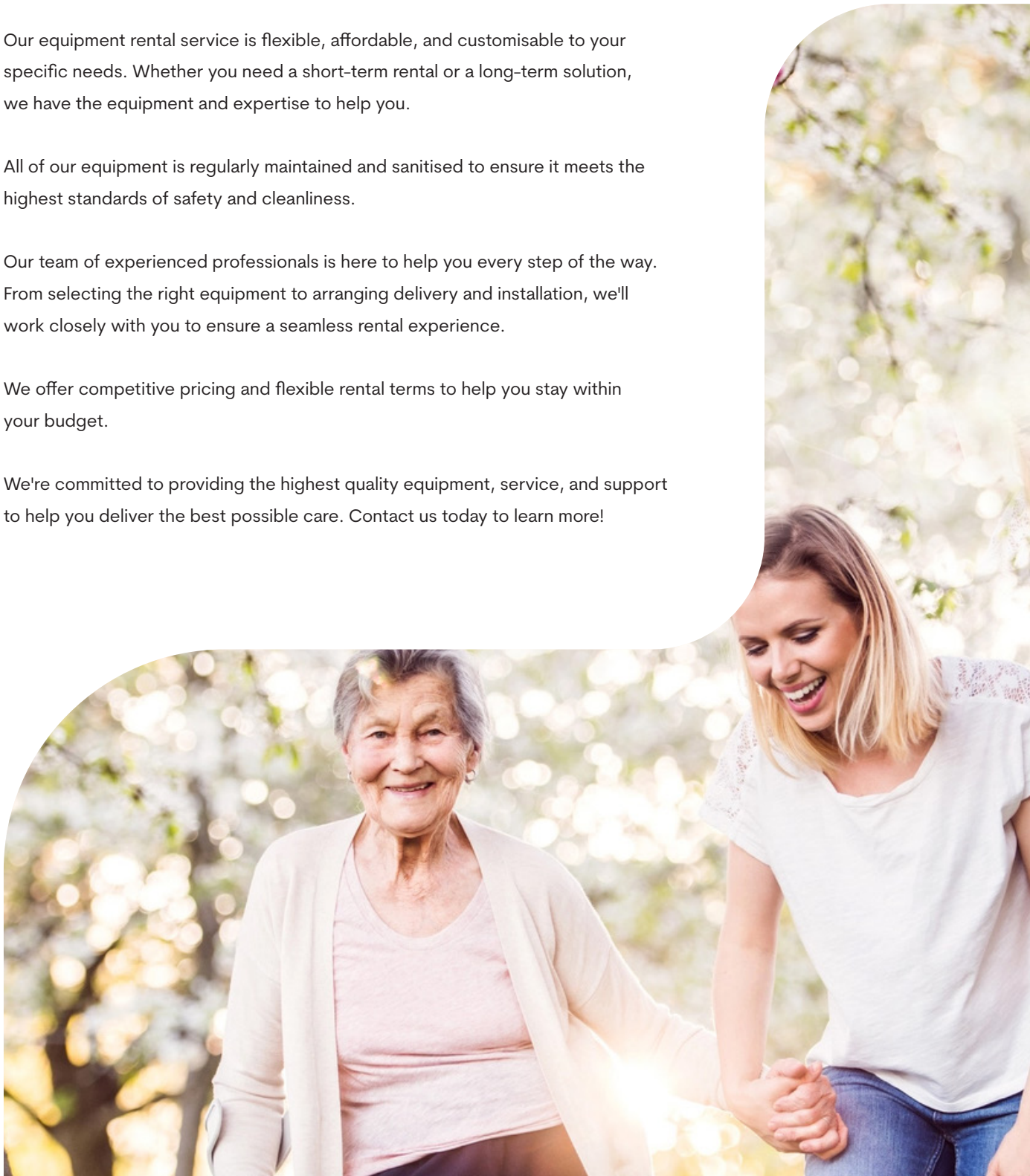
Our equipment rental service is flexible, affordable, and customisable to your specific needs. Whether you need a short-term rental or a long-term solution, we have the equipment and expertise to help you.

All of our equipment is regularly maintained and sanitised to ensure it meets the highest standards of safety and cleanliness.

Our team of experienced professionals is here to help you every step of the way. From selecting the right equipment to arranging delivery and installation, we'll work closely with you to ensure a seamless rental experience.

We offer competitive pricing and flexible rental terms to help you stay within your budget.

We're committed to providing the highest quality equipment, service, and support to help you deliver the best possible care. Contact us today to learn more!



HLS Healthcare offers only best-in-class products which are now available to rent.

Patient Positioning System

Portable Rail Systems

Patient Lifters

The HLS Rental Range

Rental is a great way to expedite access to the right assistive technology as well as:

- + Reduce the burden on capital expenditure
- + Maximise utilisation
- + Provide rapid access to the right equipment
- + Reduce the cost of care
- + Reduce injuries
- + Improve dignity
- + Eliminate the costs associated with repairs and certification

Patient Positioning System

VENDLET Patient Positioning System

EFFORTLESS RESIDENT BED POSITIONING



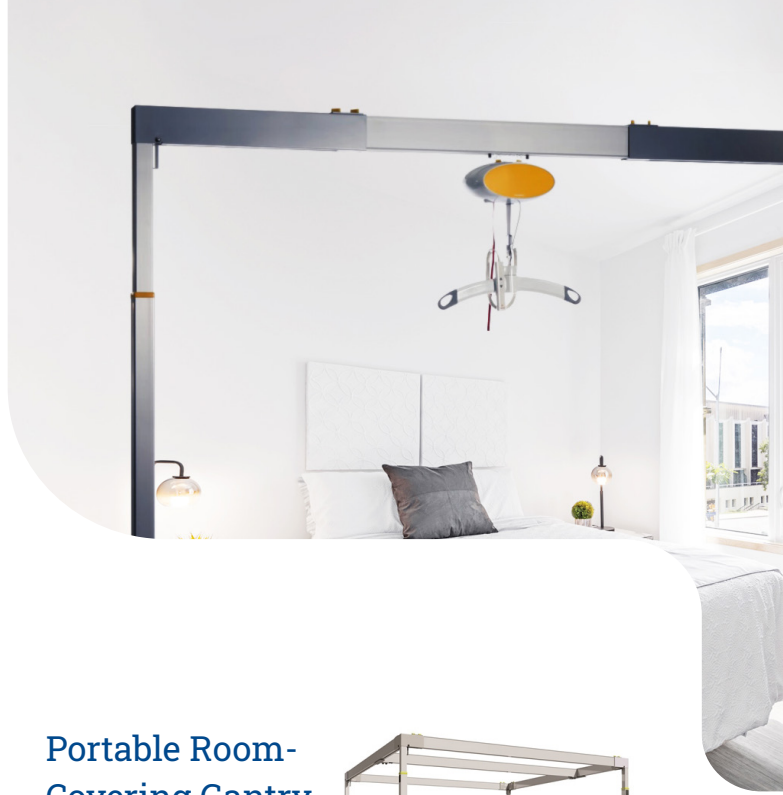
VENDLET is a powered patient transfer aid for moving and handling patients or clients in bed. Without pushing or pulling, the client can be turned to supine, prone or lateral position. It is also possible to move the client up or sideways in bed.

VENDLET provides:

- + Improved work health and safety leading to fewer work injuries
- + Increases efficiency and better usage of resources
- + Improved client comfort and preserved skin integrity
- + Reduced demand on personal carers

Portable Rail Systems

The system requires no structural changes to the building or room, nor does it have to be permanently fixed to walls or ceilings.



Portable Gantry Single Rail

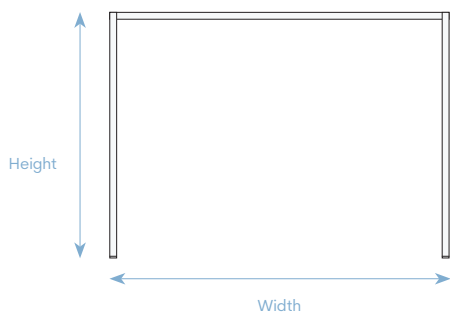
255KG SWL



The free-standing single rail system is easy to put up and take down — in only 10 minutes — with no need for specialist tools. As a result, it can be transferred from one location to another with ease.

- + Ideal for handling temporary lifting needs — in private homes, for example
- + Made of lightweight aluminium and designed for use with Guldmann GH1 lifting modules

SINGLE RAIL GANTRY	
Weight Capacity	225 kg
Height Range	210 – 280 cm
Width Range	250 – 390 cm



Portable Room-Covering Gantry

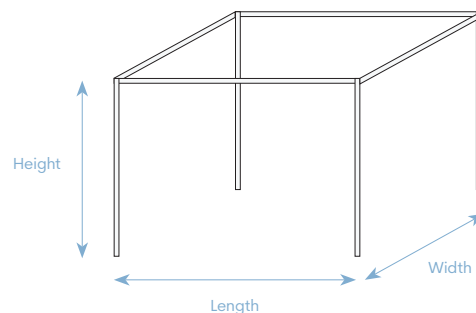
350KG SWL



The free-standing rail system is a mobile system that covers the entire room. It is simple to put up, take down and transfer from one location to another by just one or two people, with no need for specialist tools. As a result, they can be transferred from one location to another with ease.

- + Takes up little floor space, leaving plenty of room for both user and carer
- + Ideal for handling temporary lifting needs — in private homes, for example
- + Made of lightweight aluminium

ROOM COVERING GANTRY (3x3 m)	
Weight Capacity	350 kg
Height Range	284 cm
Length	320 cm
Width	320 cm



Patient Lifters

GL5 Mobile Lifter

205KG SWL
FLOOR BASED SYSTEM



The GL5 mobile lifters are the floor based alternatives to the ceiling mounted lifting solutions offered in the Guldmann range of products.

The carefully configured design ensures that carers always have sufficient room to work in order to ensure the comfort and safety of the user.

- + Options for both high and low lifts
- + Easy and simple to operate with minimal training
- + Designed to be reliable with frequent use throughout its lifetime

GLS5 Active (Stand Up) Lifter

205KG SWL
EASY TO OPERATE MOBILE HOIST



The GLS5 Active lifter is a floor hoist that provides an easy, comfortable and safe way to raise and support users with partial or complete control of their upper body.

- + Simple and intuitive; designed to be strong, stable and safe
- + Ergonomic push handles for carers of any height for simple and intuitive operation
- + Adjustable and padded knee support for optimal comfort
- + The footrest is removable and easy to clean, which helps maintain a high level of hygiene

Esense Line Column Lift Hoist

PASSIVE COLUMN LIFTS



THE COLUMN LIFT WITH LARGE RANGE

The lifts in the Line series are passive column lifts. Patients can be positioned very accurately due to the linear, fully vertical, lifting movement of the column.

- + Comes standard with a 4-point electric hanger bar (Can also be supplied with a 2-point hanger bar)
- + All lifts in the Line series are equipped with an integrated NiMH battery with charger

PATENTED ESENSE DRIVE SYSTEM

The patented esense drive system makes it possible to move the lift with minimal force in any direction. There is very little learning time to operate the lift due to its intuitive control and design. The force sensor in the handlebar feels how the lift is pushed and translates this to the right direction and speed of the electric wheel under the lift.

ERGO FEEDBACK

Prevents physical overload by alerting the user when too much force is used to move the lift.

LINE200

The long arm of the Line200 provides optimal space for the patient.

LINE230

Its clever design makes the Line230 the right choice for the heavier patient.

	LINE200	LINE230
Weight Capacity	200 kg	230 kg
Length of base	120 cm	
Height of base	11.5 cm	
Maximum width with closed legs	74 cm	
Maximum internal width with open legs	127 cm	
Vertical range	130 cm	
Horizontal reach	72 cm	55 cm
Protection Grade	IPX2	
Battery Type	NiMH	
Battery voltage & capacity*	24V 9Ah	
Average number of transfers on a full battery**	78	
Guaranteed battery lifetime in charge cycle	500 X	

* All lifts in the Line series are also available without esense drive system. These versions are equipped with a lower capacity battery.

** Calculations available upon request

Phone & E-mail

1300 931 893
admin@hlshealthcare.com.au
www.hlshealthcare.com.au

Address

67 Henderson Road, Rowville,
Victoria, Australia 3178

Office Hours

8:00AM - 4:00PM
Monday to Friday



Contact our friendly staff for
more information, or simply
scan the QR code to request
an equipment rental.