
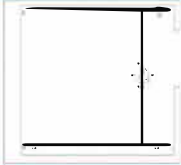

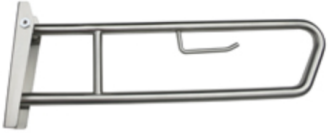


















Changing Places Specification List

ITEM	CODE	DESCRIPTION	QTY	
Ceiling Hoist	552099-1	GULDMANN GH3 Ceiling Hoist rated to 250kg. Fixed hoist featuring constant in-line charging. Note: To be installed compliant with AS1428.1 & 2009, AS/ISO 10535:2011 and Changing Places specification requirements.	1	
HLS Room Covering H-Track System (or XY System)	B SYSTEM: Recommended: Wall Mounted Surface-Mounted or Concealed/Flush Mount (E System) also available	HLS Room Coverage Track System rated to 250kg. Standard anodized rail with white side covers - can be powder coated white concealed or surface mounted. Wall or ceiling mounted. Installed to comply to AS/ISO 10535:2011 and Changing Places specification requirements.	1	
Change Table + Side Guard	40-25026 + 40-25036	ROPOX - Adult Change Table. Height-Adjustable Wall mounted Table. Rated to 220kg. 180cm x 76cm Note To be installed to comply to AS1428.1-2009 and Changing Places specification requirements	1	
Toilet Support Grabrails + Toilet Roll Holders	MLR50TPH	Mettlam Pulldown Grabrail with toilet roll holder Satin Stainless Steel User Weight capacity of 190kg Note: To be installed to comply to AS1428.1-2009 & Changing Places specification requirements	2	
Retractable Privacy Screen	ROPI-RFW634	Folding Privacy Screen 1800mm x 1450mm (WxH). Wall-mounted & installed minimum 800mm-900mm from toilet pan. Note: To be installed to comply to AS1428.1-2009 and Changing Places specification requirements	1	
Swing Out Telescopic Shower Curtain	ROPI-RTS1.2 + WH95 ROPI-TCS123	Telescopic Shower Rail 1200mm and Trevira Shower Curtain White (Standard) 140cm x 175cm and Wall Holder: To be installed to comply to AS1428.1-2009 and Changing Places specification requirements	2	
Support Wash Basin	WBM-802	Solid Surface Resin Basin 802 wall mounted with inbuilt hand rails and shelf. Note: To be installed to comply to AS1428.1 - 2009 Changing Places specification requirements	1	
Toilet Backrest	4H18	Stainless steel frame 600mm x 379mm. Backrest is 300mm x 200mm. Stainless steel fixings supplied. Note: To be installed to comply to AS1428.1-2009 and Changing Places specification requirements	1	

Read more helpful information at www.hlshealthcare.com.au/changing-places



Changing Rails	ML333_1SS	Stainless Steel 900mm 32mm diameter grabrail. Stainless steel fixings supplied. Note: To be installed to comply to AS1428.1-2009 & Changing Places specification requirements	2	
Showerhead Support Grabrail	<i>Left:</i> MLR107_MKII <i>Right:</i> MLR108_MKII	Stainless steel 700mm x 1100 mm. Fabricated from 32mm 304 stainless steel. Stainless steel fixings supplied Note: Installed to AS1428.1-2009 and Changing Places specification requirements	1	
Soap Dispenser	ML605BS	Vertical Soap Dispenser c/w Black Valve. Stainless Steel.	1	
Hand Dryer	ML_ECOSLEN DER05_SS	Eco Slender Auto Hand Dryer Stainless Steel	1	
Sling Hook	ML216S	Heavy Duty Sling Hook Stainless Steel	1	
Clothes Hook	ML_2309PSS	Hat or Clothes Hook with Pin PSS (4161MKii)	1	
Soap Dish	ML230S	Soap Dish with drain Stainless Steel	1	
HLS Folding Shower Seat	RBA4157 -777-005	Changing Places compliant Folding Shower Seat SWL180KG	1	
Stainless Steel Shelf	B296X18	Changing Places 2020 compliant Stainless Steel shelf. 150mm x 455mm	2	
Vertical Mirror	B1658 2448	Changing Places 2020 compliant mirror with reflective design 610mm x 1219mm	1	
Free Standing Waste Bin	B2250	Sanitary disposal unit - Free standing waste bin. Satin finish Stainless Steel. Vinyl Wall bumper, rubber feet & hooks for liners.	1	
Wipes Dispenser + 1no Wipes	SWD-W + MPR	WowWipes White wall wipes dispenser. Includes 1No sanitary wipes pack	1	



HLS makes it easy

1. Visit our website
2. Download the spec
3. Ready for Tender