
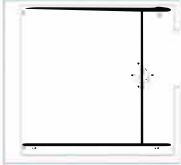

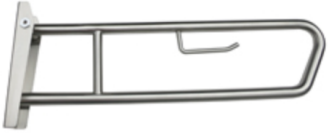






# Changing Places Specification List

| ITEM   | CODE  | DESCRIPTION   | QTY |   |
|--|---|---|-----|---|
| Ceiling Hoist  | 552099-1  | GULDMANN GH3 Ceiling Hoist rated to 250kg. Fixed hoist featuring constant in-line charging. Note: To be installed compliant with AS1428.1 & 2009, AS/ISO 10535:2011 and Changing Places specification requirements.   | 1   |    |
| HLS Room Covering H-Track System<br>(or XY System)   | <b>B SYSTEM:</b><br>Recommended:<br>Wall Mounted<br>Surface-Mounted<br>or Concealed/Flush<br>Mount (E System)<br>also available | HLS Room Coverage Track System rated to 250kg. Standard anodized rail with white side covers - can be powder coated white concealed or surface mounted. Wall or ceiling mounted. Installed to comply to AS/ISO 10535:2011 and Changing Places specification requirements. | 1   |    |
| Change Table<br>+<br>Side Guard                      | 40-25026<br>+<br>40-25036   | ROPOX - Adult Change Table. Height-Adjustable Wall mounted Table. Rated to 220kg. 180cm x 76cm Note To be installed to comply to AS1428.1-2009 and Changing Places specification requirements   | 1   |    |
| Toilet Support Grabrails<br>+<br>Toilet Roll Holders | MLR50TPH  | Mettlam Pulldown Grabrail with toilet roll holder Satin Stainless Steel User Weight capacity of 190kg Note: To be installed to comply to AS1428.1-2009 & Changing Places specification requirements   | 2   |    |
| Retractable Privacy Screen                           | ROPI-RFW634   | Folding Privacy Screen 1800mm x 1450mm (WxH). Wall-mounted & installed minimum 800mm-900mm from toilet pan. Note: To be installed to comply to AS1428.1-2009 and Changing Places specification requirements   | 1   |   |
| Swing Out Telescopic Shower Curtain                  | ROPI-RTS1.2<br>+<br>WH95<br>ROPI-TCS123   | Telescopic Shower Rail 1200mm and Trevira Shower Curtain White (Standard) 140cm x 175cm and Wall Holder: To be installed to comply to AS1428.1-2009 and Changing Places specification requirements  | 2   |  |
| Support Wash Basin                                   | WBM-802   | Solid Surface Resin Basin 802 wall mounted with inbuilt hand rails and shelf. Note: To be installed to comply to AS1428.1 - 2009 Changing Places specification requirements   | 1   |  |
| Toilet Backrest                                      | 4H18  | Stainless steel frame 600mm x 379mm. Backrest is 300mm x 200mm. Stainless steel fixings supplied. Note: To be installed to comply to AS1428.1-2009 and Changing Places specification requirements   | 1   |  |

Read more helpful information at [www.hlshealthcare.com.au/changing-places](http://www.hlshealthcare.com.au/changing-places)



|                             |   |   |   |   |
|-----------------------------|---|---|---|---|
| Changing Rails              | ML333_1SS   | Stainless Steel 900mm 32mm diameter grabrail. Stainless steel fixings supplied. Note: To be installed to comply to AS1428.1-2009 & Changing Places specification requirements               | 2 |    |
| Showerhead Support Grabrail | <i>Left:</i><br>MLR107_MKII<br><i>Right:</i><br>MLR108_MKII | Stainless steel 700mm x 1100 mm. Fabricated from 32mm 304 stainless steel. Stainless steel fixings supplied Note: Installed to AS1428.1-2009 and Changing Places specification requirements | 1 |    |
| Soap Dispenser              | ML605BS   | Vertical Soap Dispenser c/w Black Valve. Stainless Steel.   | 1 |    |
| Hand Dryer                  | ML_ECOSLEN<br>DER05_SS                                      | Eco Slender Auto Hand Dryer<br>Stainless Steel  | 1 |    |
| Sling Hook                  | ML216S  | Heavy Duty Sling Hook<br>Stainless Steel  | 1 |    |
| Clothes Hook                | ML_2309PSS  | Hat or Clothes Hook with Pin<br>PSS (4161MKii)  | 1 |    |
| Soap Dish                   | ML230S  | Soap Dish with drain<br>Stainless Steel   | 1 |   |
| HLS Folding Shower Seat     | RBA4157<br>-777-005   | Changing Places compliant<br>Folding Shower Seat SWL180KG   | 1 |  |
| Stainless Steel Shelf       | B296X18   | Changing Places 2020 compliant<br>Stainless Steel shelf. 150mm x 455mm  | 2 |  |
| Vertical Mirror             | B1658 2448  | Changing Places 2020 compliant mirror<br>with reflective design 610mm x 1219mm  | 1 |  |
| Free Standing Waste Bin     | B2250   | Sanitary disposal unit - Free standing waste bin.<br>Satin finish Stainless Steel.<br>Vinyl Wall bumper, rubber feet & hooks for liners.  | 1 |  |
| Wipes Dispenser + 1no Wipes | SWD-W<br>+<br>MPR   | WowWipes White wall wipes dispenser.<br>Includes 1No sanitary wipes pack  | 1 |  |



## HLS makes it easy

1. Visit our website
2. Download the spec
3. Ready for Tender